



2025...A Year of Impact

Alexandra House stood beside survivors, answered calls for help, and built a safer community. Every number represents a life changed, a future reclaimed, and hope restored.

Providing Safety— 350 survivors and their children found refuge in our emergency shelter, spending a total of 8,346 nights in safety; with an average stay of 24 days. When space was limited, we ensured 31 families (63 people) found safety in hotels.


Answering the Call— 4,600+ crisis calls and online chats were answered, providing immediate support and life-saving resources.

Fighting for Justice— 530+ survivors received criminal and civil legal advocacy, including 128 seeking protection orders. Law enforcement referred 520+ victims through the Lethality Assessment Protocol, and 355+ high-risk survivors received immediate on-scene advocacy.

Responding to Crisis— 190 hospital and clinic referrals connected 188 victims of sexual and domestic violence to crisis intervention, safety planning, and support—ensuring no survivor faced their trauma alone.

Building a Community of Healing— 138 survivors and their children began their healing journey in support groups, with 200+ support group sessions offered. 44 participants were referred to our partner, Conscious Healing Counseling, and 25 received ongoing therapy.

Creating Stability— 56 families received ongoing advocacy, financial assistance, and housing support through Transitional Housing & Parent Support Outreach Program; 23 households benefited from long-term housing subsidies critical for rebuilding violence-free lives.

 **New in 2025 — Linus' Pet Haven:** 31 families (54 people) arrived with pets, staying an average of 25 days in shelter; 41 pets (18 dogs, 23 cats) were protected alongside their families, ensuring survivors could escape abuse without leaving a beloved companion behind.

Educating the Next Generation— 4,325+ youth participated in 410+ programs, activities, and presentations, learning about healthy relationships and violence prevention. Beyond the classroom, 110+ youth (victim/survivors) received personalized support through school-based advocacy and support groups, helping them navigate challenges and build safer futures.

Raising Awareness— 8,970+ community members gained critical knowledge through 110 presentations, professional trainings, and community events, creating a more informed and empowered community.

Protecting Older Adults— 36 older adults experiencing abuse, neglect, or financial exploitation received advocacy and support, ensuring their safety and dignity.

Mobilizing Volunteers— 483+ volunteers dedicated 10,972+ hours of service—equivalent to 7.5 full-time staff—providing hands-on support and strengthening our mission.

Through every call, every shelter stay, every act of advocacy, and every community connection, Alexandra House impacted the lives of more than 18,970+ people.



2025 Highlights



Linus' Pet Haven

Linus' Pet Haven

19% of shelter families arrived with pets.
54 people protected alongside their pets
25-day average stay — families found safety together. 41 pets sheltered — 18 dogs • 23 cats.



More Days—More Stability

We provided a safe haven for 350 survivors and their children—highlighting the growing need for refuge and support in our community. **On average, survivors stayed in our shelter for 24 days.**



Community Education

8,970+ community members reached through 110 presentations, trainings, resource fairs, and donor & community events.



Legal Advocacy

530+ survivors supported through criminal justice and civil legal advocacy.
448 Lethality Assessments ensured 355+ high-risk survivors connected on-scene to an advocate.



Support Groups

138 survivors and their children found community and healing through 200+ support group sessions and 585+ services.



More Nights—More Lives Protected

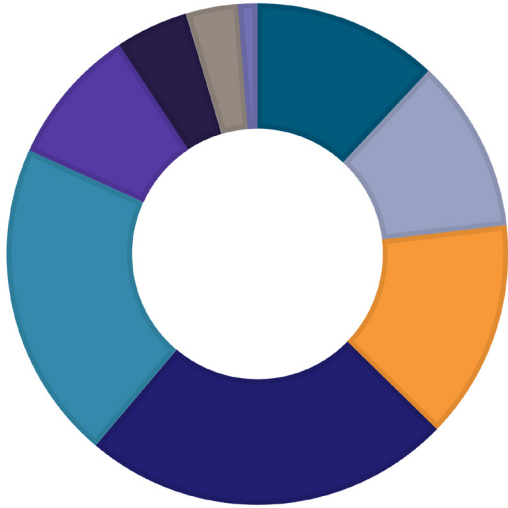
Survivors found refuge in our emergency shelter, spending 8,345+ nights in safety. When beds were full, we found another way and housed 63 individuals in hotels.



Who We Serve

January 1 - December 31, 2025

Individuals Served by Age and Gender



- 0-12 (12%)
- 13-17 (11%)
- 18-24 (14%)
- 25-34 (24%)
- 35-44 (21%)
- 45-54 (9%)
- 55-64 (5%)
- 65+ (3%)
- Unreported (1%)



92% of adults served identified as female



8% of adults served identified as male



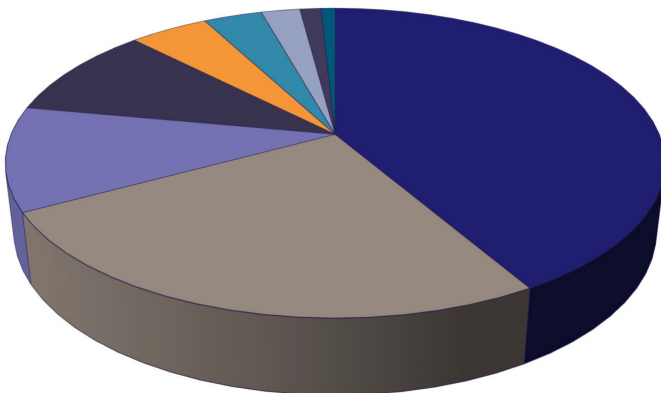
58% of children & youth served identified as female



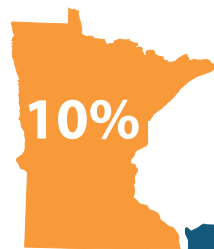
41% of children & youth served identified as male

2% of the adults and youth identified as transgender, non-binary/non-conforming, other, or chose not to identify.

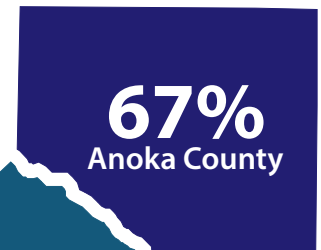
Individuals Served by Ethnicity and County



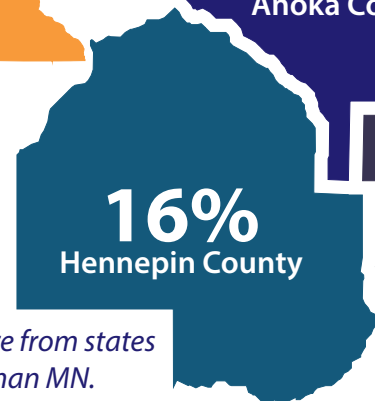
- Other Race (1%)
- Multiracial/Hispanic Latino (1%)
- Asian/Pacific Islander (3%)
- Native American (2%)
- Multiracial (11%)
- Hispanic/Latino (10%)
- Unreported (5%)
- African American/Black (25%)
- White (42%)



10%



67%
Anoka County



16%
Hennepin County



6%
Ramsey County

1% were from states other than MN.

Alexandra House is committed to providing services that are comprehensive, victim-centered, and culturally relevant. Interpreter services are available through our 24-hour helpline and for our ongoing participants. Written materials about our services are available in Spanish, Arabic, Hmong, and Somali. We serve individuals of all genders in all of our programs. All services are provided free, confidentially, and regardless of immigration status.